Multiple District 325

As of October 2026 Cumulative

Year	New Clubs	Dropped Clubs	Gain/ Loss Clubs	New Members	Charter Members	Reinstate Members	Transfer Members	Total Member Added	Total Members Dropped	Gain/ Loss Members
2022-2023	245	357	-112	4,244	6,357	641	132	11,374	14,048	-2,674
2023-2024	301	239	62	6,243	7,131	883	252	14,509	13,336	1,173
2024-2025	332	174	158	4,913	7,354	1,658	267	14,192	14,296	-104
2025-2026	328	32	296	6,165	6,798	762	475	14,200	11,209	2,991
2026-2027	146	253	-107	1,242	3,010	248	78	4,578	4,317	261
Average	**270**	**211**	**59**	**4,561**	**6,130**	**838**	**241**	**11,771**	**11,441**	**329**

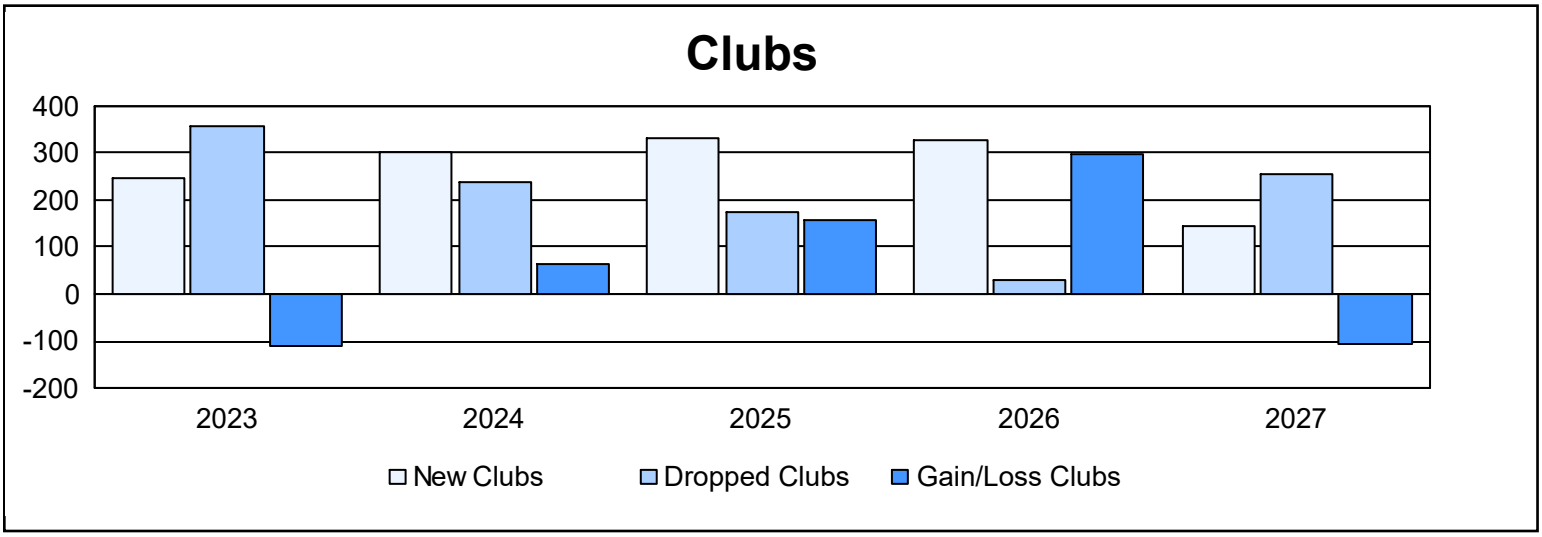

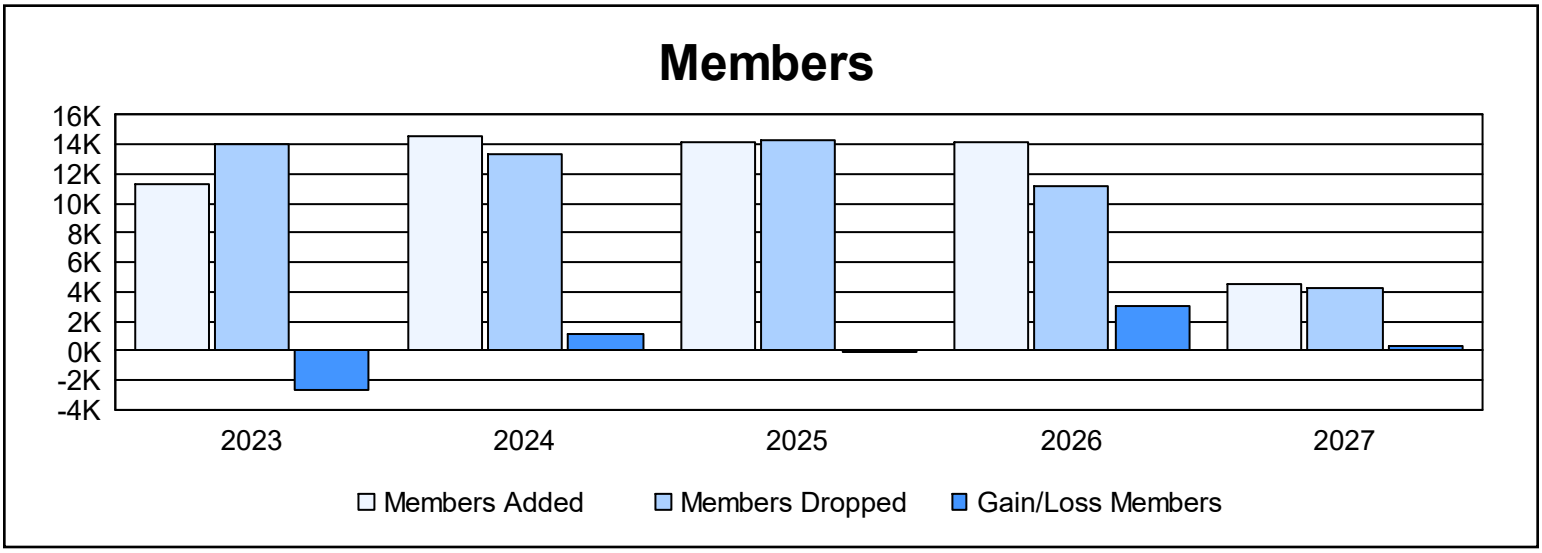

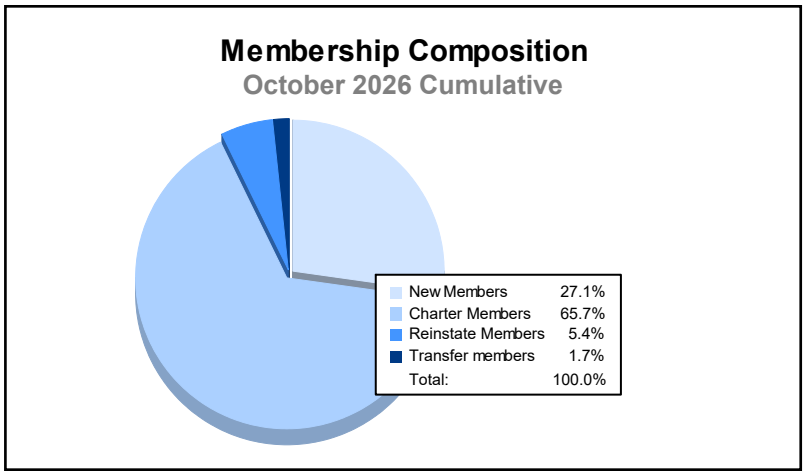
Membership Composition
October 2026 Cumulative
New Members 27.1%
Charter Members 65.7%
Reinstate Members 5.4%
Transfer members 1.7%
Total: 100.0%

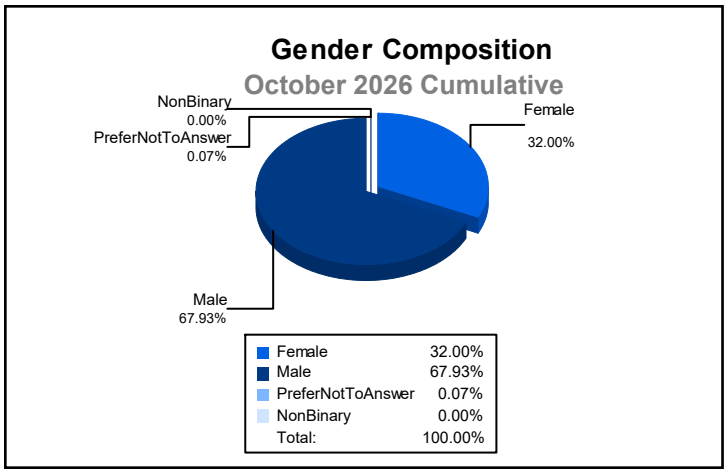
Gender Composition
October 2026 Cumulative
NonBinary
0.00%
PreferNotToAnswer
0.07%
Female
32.00%
Male
67.93%
Female 32.00%
Male 67.93%
PreferNotToAnswer 0.07%
NonBinary 0.00%
Total: 100.00%